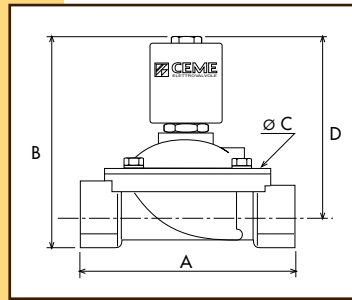


8417
8418
8419

8413
8414
8415
8416



CARATTERISTICHE SPECIFICATIONS

ATTACCHI PIPES in → out	Ø mm	CODICE CODE	KV m ³ /h	M.O.P.D. bar		DIMENSIONI/DIMENSIONS mm				PESO/WEIGHT Kg
				AC	DC	A	B	C	D	
3/8"	12	8413	2.20	5	5	61	105	48	92	0.680
1/2"	12	8414	2.20	5	5	61	105	48	92	0.660
3/4"	20	8415	5.50	4	2	100	110	80	93	1.100
1"	25	8416	7.50	4	2	100	116	80	96	1.200
1" 1/4	36	8417	17.50	4	2	146	200	128	170	5.200
1" 1/2	39	8418	19.00	4	2	146	200	128	170	5.000
2"	51	8419	32.40	4	2	174	216	146	180	6.500
3/8" NPT	12	8423	2.20	5	5	61	105	48	92	0.680
1/2" NPT	12	8424	2.20	5	5	69	105	48	92	0.670

CARATTERISTICHE ELETTRICHE ELECTRICAL INFORMATION

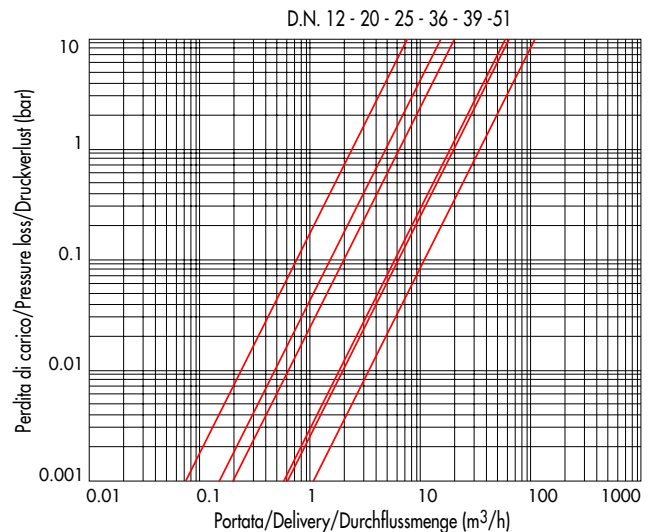
	V~	12	24	48	110	230	400	50	60	Hz	POTENZA/POWER			
											8413-14-15-16		8417-18-19	
	V=	12	24	48	110									
								18VA	47VA	140VA	430VA			
								14W		43W				

Per dettagli costruttivi sulle bobine vedi capitolo "INFORMAZIONI DI PROGETTO"
For construction details of the coils see chapter "PROJECT INFORMATION"
Ausführliche Daten über die Ventilsolenen finden Sie unter Abschnitt "TECHNISCHE
INFORMATIONEN"

MAX TEMPERATURA MAX TEMPERATURE

FLUIDI/FLUIDS				AMBIENTE/AMBIENT
NBR	EPDM	EPDM-KTW	FPM	
90°C	90°C	90°C	90°C	80°C

DIAGRAMMA PERDITA DI CARICO PRESSURE LOSS DIAGRAM



1	Dado	Lock nut	Mutter
2	Rondella	Washer	Beilagscheibe
3	Bobina	Magnetspule	
4	Canotto	Tube guide	Plungerrohr
5	O-ring	O-ring	O-ring
6	Vite	Screw	Schraube
7	Coperchio	Valve body top	Deckel
8	Molla	Spring	Feder
9	Anello	Ring	Ring
10	Nucleo mobile	Plunger	Plunger
11	Molla	Spring	Feder
12	Piattello	Support	Scheibe
13	Pastiglia	Seal	Dichtung
14	Molla	Spring	Feder
15	Bussola	Bush	Buchse
16	Membrana	Diaphragm	Membrane
17	Bussola	Bush	Buchse
18	Corpo	Valve body base	Grundkörper

RICAMBI	SPARE PARTS	ERSATZTEILE	
A	Bobina	Coil	Magnetspule
B	Canotto	Tube guide	Plungerrohr
C	Molla	Spring	Feder
D	Gruppo membrana (C.A.)	Diaphragm unit (A.C.)	Membrane Aggregat (A.C.)
D1	Gruppo membrana (C.C.)	Diaphragm unit (D.C.)	Membrane Aggregat (D.C.)

8413
8414
8415
8416
8423
8424

8417
8418
8419



serie 84

ELETTOVALVOLA SERVOASSISTITA 2/2 VIE N.C.
SOLENOID VALVE SERVO-ACTUATED 2/2 WAY N.C.
ZWANGSGESTEUERTES MAGNETVENTIL 2/2 WEGE S.G.



KTW



I CARATTERISTICHE GENERALI

PRESSIONE MINIMA DIFFERENZIALE DI FUNZIONAMENTO 0 bar

PARTI A CONTATTO CON IL FLUIDO

TENUTA NBR a richiesta FPM - EPDM
 EPDM-KTW tenuta adatta e certificata DVGW per l'intercettazione di acqua potabile

CORPO OTTONE

ORGANI INTERNI ACCIAIO INOX

FLUIDI ACQUA - ARIA - OLII LEGGERI

VALVOLA UNIDIREZIONALE

VALVOLA ISPEZIONABILE

VALVOLA FORNITA CON

POSIZIONE DI MONTAGGIO

CONNETTORE TRIPOLARE UNI ISO 4400 (DIN 43650A) - IP65

Si consiglia di montare la valvola con la bobina rivolta verso l'alto. I modelli 8417, 8418, 8419 devono essere installati in posizione orizzontale con bobina rivolta verso l'alto.

TEMPERATURA AMBIENTE

80°C, in D.C. per temperature superiori a 40°C, le performance (M.O.P.D.) potrebbero diminuire.

ESECUZIONI SPECIALI

VERSIONE ANTI COLPO D'ARIETE CON TEMPO DI CHIUSURA + PIU' LENTO.
 PER I MODELLI 8415 e 8416 E' DISPONIBILE LA BOBINA B20 (30 W) PER AUMENTARE LA PRESTAZIONE IN D.C. (M.O.P.D.) A 4 BAR.

UK GENERAL FEATURES

MINIMUM DIFFERENTIAL WORKING PRESSURE: 0 bar

PARTS IN CONTACT WITH THE FLUID

SEALING NBR on request FPM - EPDM
 EPDM-KTW sealing approved and DVGW certified for interception of potable water

BODY BRASS

INTERNAL PARTS STAINLESS STEEL

FLUIDS WATER- AIR - LIGHT OILS

ONE WAY DIRECTION VALVE

SERVICEABLE VALVE

VALVE SUPPLIED WITH

MOUNTING POSITION

THREE POLE PLUG CONNECTOR UNI ISO 4400 (DIN 43650A)-IP65

We advice installation of the valve with the coil vertical. Models 8417,8418,8419 must be mounted in the horizontal position with the coil vertical.

AMBIENT TEMPERATURE

80°C, in D.C. for temperatures higher than 40°C, the performances (M.O.P.D.) could decrease.

SPECIAL EXECUTIONS

VERSION WITH WATER HAMMER DEVICE FOR SLOWER CLOSING TIME
 FOR MODELS 8415 AND 8416, COIL TYPE B20 (30 W) IS AVAILABLE TO INCREASE PERFORMANCES (M.O.P.D.) IN D.C. TO 4 BAR.

D ALLGEMEINE MERKMALE

MINIMALER DIFFERENTIALARBEITSDRUCK 0 bar

MEDIUMS BERUEHRTE TEILE

DICHTUNG NBR auf Nachfrage FPM - EPDM
 EPDM-KTW Dichtung DVGW-KTW zertifiziert fuer den Trinkwassereinsatz.

KOERPER MESSING

INNERE ELEMENTE EDELSTAHL

MEDIEN WASSER - LUFT- LEICHTE OELE

UNIDIREKTIONALES VENTIL

VENTIL WARTUNGSFREUNDLICH

LIEFERUMFANG

MONTAGEPOSITION

DREIPOLIGER STECKER UNI ISO 4400 (DIN 43650A)-IP65

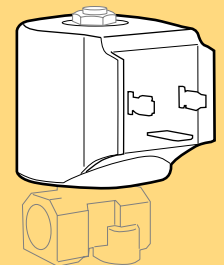
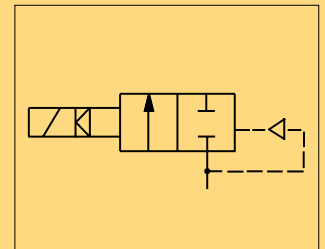

Es wird empfohlen das Ventil mit der Spule senkrecht nach oben einzubauen.

Die Modelle 8417,8418,8419 muessen mit der Spule senkrecht nach oben eingebaut werden.
 80°C, im D.C.- Betrieb koennen Temperaturen ueber 40°C, die Schaltkrafte (M.O.P.D.) des Ventils beeintraechtigen.

UMGEBUNGSTEMPERATUR

SONDERAUSFUEHRUNGEN

AUSFUEHRUNG LANGSAM SCHLIESSEND
 FUER DIE MODELLE 8415 UND 8416 IST DIE SPULE B20 (30 W) VERFUEGBAR UM DIE SCHALTKRAEFTE (M.O.P.D.) IN D.C. AUF 4 BAR ZU ERHOEHEN.




8413-8414-8415-8416-8423-8424

BOBINA TIPO B12

COIL TYPE B12

SPULE TYP B12



8417-8418-8419

BOBINA TIPO B60

COIL TYPE B60

SPULE TYP B60

serie 84